



**Ruth Miskin
Training**



Read Write Inc. Phonics
Parents' Meeting
Set 1 Sounds

What is phonics?

Sounds ai

Graphemes – ai ay a-e

Digraph (special friends) e.g. ch, th ng

English alphabetic code

- 44 sounds
- 26 letters
- Over 150+ graphemes (letter combinations)

One of the most complex alphabetic codes in the world.

Speed Sounds Set 1 – one way of reading/writing

Consonant sounds – stretchy

f	l	m	n	r	s	v	z	sh	th	ng
										nk

Consonant sounds – bouncy

b	c	d	g	h	j	p	qu	t	w	x	y	ch
	k											

Vowel sounds – bouncy

a	e	i	o	u
---	---	---	---	---

Vowel sounds – stretchy

ay	ee	igh	ow
----	----	-----	----

Vowel sounds – stretchy

oo	oo	ar	or	air	ir	ou	oy
----	----	----	----	-----	----	----	----

Sound pronunciation guide

Name the pictures



Teaching letter formation

Handwriting phrases for helping your child to form letters

This works best if your child practises for a short time every day.

1. Show the picture side and air-write as you say the phrase.
2. Ask your child to practise in the air with you.
3. Using a sharp pencil and sat at a table, encourage your child to have a go.
4. Praise your child for their efforts.

m Maisie, mountain, mountain
a round the apple, down the leaf
s slither down the snake
d round his bottom, up his tall neck and down to his feet
t down the tower, across the tower
i down the body, dot for the head
n down Nobby, over his net
p down the plait and over the pirate's face
g round her face, down her hair and give her a curl



What can I do?

1. Use pure sounds, not letter names
2. Practise reading sounds speedily -
‘review, review, review’
3. Use the handwriting phrases for writing only

Fred games and Fred talk throughout the day

Shall we have some **l-u-n-ch**?

What would you like to **p-l-ay**?

Let's put on your **c-o-a-t**.



Sounds + Blending = Reading



+

sat

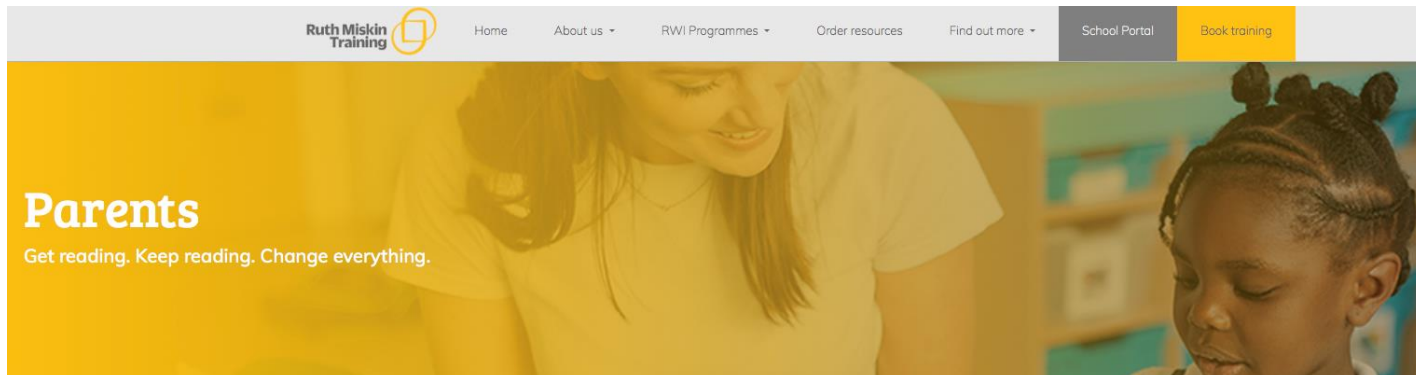
Fred talk
to read



What can I do?

1. Speak like Fred throughout the day
2. Play Fred games
3. Use 'Fred Talk, read the word' to read words

Free Video Tutorials (ruthmiskin.com)

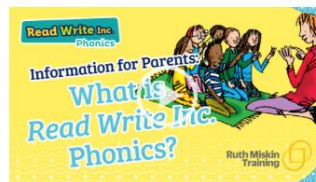


Read Write Inc. Phonics – information for parents

Our films show how we teach children to read and write with Read Write Inc. Phonics.

If your child is in a Read Write Inc. school or if you have bought a parent pack, the films will help you and your child practise together at home.

If you have a question for us, please get in touch via our [Facebook](#) and [Twitter](#) pages.



Online resources available

Ruth Miskin Parents' Page:

<http://www.ruthmiskin.com/en/parents/>

Ruth Miskin Facebook:

<https://www.facebook.com/miskin.education>

Free e-books for home reading:

<http://www.oxfordowl.co.uk/Reading/>

When will my child bring home reading books?

We use a synthetic phonics approach to teaching reading. This method ensures students first develop a correct understanding of the reading process, before they begin to read simple phonic based texts.

Therefore **your child will only bring home readers after we have ensured they can:**

- **quickly and accurately recognise the sounds of the alphabet (not the name of the letters) that have been taught**
- **blend simple sounds to hear the words 'they make' e.g. "p-i-g makes pig." "b-u-s makes bus."**

When will my child bring home reading books?

- Practise sounds
- Blending book
- Reading for pleasure book


Listening to your child read

Children should be able to read all of the words in their book.

If they hesitate, remind them to read the word using **‘Special Friends, Fred Talk, read the word’**.

For example, this means they spot the ‘sh’, then Fred Talk and blend to read the word e.g. sh, sh-i-p, ship.

‘Special Friends’, ‘Fred Talk’, read the word



Red Words

Some words are 'tricky' because they contain letters that don't match the sounds the child has been taught.

For example, 'said' has 'ai' making an 'e' sound.

We teach these common exception words as red words (they are commonly known as sight words).

In the early Storybooks, these words are printed in red text.

Remind your child not to use Fred Talk to read Red words but instead to stop and think. Tell them the word if needed.

Red Words

I

said

This is Red Hat Rob.



"I will grab that cash box," he said.

Any other questions

Q&A